

Vidya Prasarak Mandal, Naupada, Thane

P.T.R. No. F - 5 Thane.

Audit Report and Schedules

For the year ending 31st March, 2015.

Under the Mumbai Public Trusts Act 1950 and Rules Thereunder.

S. V. KALE

CHARTERED ACCOUNTANT

"SANDHYA" 1ST FLOOR, PLOT NO. 3,
NAUPADA HIGHWAY SOCIETY,
SWAMI VIVEKANAND MARG,
(LANE OPPOSITE MALHAR CINEMA)
NAUPADA, THANE - 400 602.
TEL. No.: 2544 44 67

Registration No. F-5 Thane.

Name of the Public Trust :- Vidya Prasarak Mandal, Thane
For the year ending 31 St March 2015

Disclosure required by paragraph 11 and 20 of the Accounting Standard (AS) 21 "Consolidated Financial Statements"

List of Subsidiary :

- 1 a) Name : VPM's London Academy of Education & Research
- b) Country of Incorporation/ Residence : England
- c) Proportion of ownership interest : Wholly Owned Subsidiary (100 %)




Dated at Thane , 11th August 2015




S.V. Kale
Chartered Accountants
Auditors

S. V. KALE
CHARTERED ACCOUNTANT
 "Sandhya" Plot No. 3, 1st Fl.,
 Naupada, Highway Society,
 Swami Vivekanand Marg,
 Naupada, THANE-400 602

The Bombay Public Trusts, Act, 1950
 SCHEDULE - IX C
 (vide Rule 32)

Statement of income liable to contribution for the year ending 31 st March 2015		Registered No.F-5 Thane
I. Name of Public Trust : VIDYA PRASARAK MANDAL, THANE.	Amount	Amount
I Income as shown in the Income & Expenditure Account (Schedule IX)		610,602,726.34
ii) Items not chargeable to Contribution under Section 58 and Rules 32 :		NOTE :- The objects of the Trust are to impart secular education only.
i) Donations received from other Public Trusts and Dharmadas :	Nil	Such education is imparted through schools & colleges which recognised .
ii) Grants received from Government and Local authorities ;	Not claimed	As such the Trust is not liable to pay contribution Under Rule 32 .
iii) Interest on Sinking or Depreciation Fund ;	Nil	
iv) Amount spent for the purpose of secular education ;	442,458,245.47	
v) Amount spent for the purpose of medical relief ;	Nil	
vi) Amount spent for the purpose of veterinary treatment of animals;	Nil	
vii) Expenditure incurred from donations for relief of distress caused by scarcity, drought, flood, fire or other natural calamity.	Nil	
viii) Deductions out of income from lands used for agricultural purpose	Nil	
a) Land Revenue and Local Fund Cess ..		
b) Rent payable to superior landlord ..		
c) Cost of production, if lands are cultivated by trust		
ix) Deductions out of income from lands used for non-agricultural purposes :-	Nil	
a) Assessment, cesses and other Government or Muncipal Taxes ..	678,093.00	
b) Ground rent payable to the superior landlord ..	Nil	
c) Insurance premia..	Nil	
d) Repairs at 10 percent of gross rent of building ..	1,000,842.00	
e) Cost of collection at 4 per cent of gross rent of building let out ..	400,337.00	
x) Cost of collection of income or receipts from securities , Stocks etc at 1 per cen of such income.	Nil	
xi) Deductions on account of repair in respect of building not rented and yielding no income, at 10 percent of the estimated gross annual rent. ..	Nil	
		444,537,517.47
Gross Annual Income chargeable to contribution Rs.		NIL (see note above)
<p><i>Certified that while claiming deductions admissible under the above Schedule, the Turst has not claimed any amount twice, either wholly or partly, against any of the items mentioned in the schedule which have the effect of double - deduction.</i></p>		
<p>Trust Address : Dr.Bedekar Vidya Mandir, Naupada, Thane-2.</p>	<p>Dated at Thane , 11th August 2015</p>	  S.V.Kale Chartered Accountant Auditors
	<p>Dated at Thane , 11th August 2015</p>	 CHAIRMAN VIDYA PRASARAK MANDAL, THANE

FUNDS & LIABILITIES	Rs.	Rs.	PROPERTY & ASSETS	Rs.	Rs.
Trust Fund or Corpus :- Balance Sheet as per last Balance Sheet Adjustment during the year (give details)			Immovable Properties :- (At Cost) Balance as per last Balance Sheet Addition during the year Less : Sales during the year Depreciation up to date	(As per schedule "D" attached)	730,741,059.50
B.N. Bhandodkar college of Science Trust Fund		100,000.00	Investments :- Note :- The market value of the above investment is Rs.	(As per schedule "E" attached)	46,816,982.00
Other Earmarked Funds :- (created under the provisions of trust deed/scheme or out of income) Depreciation Funds Sinking Funds Reserve Funds Any Other Funds		491,881,056.88	Furniture & fixture :- Balance as per last Balance Sheet Additions during the year Less : Sales during the year Depreciation up to date	(As per schedule "F" attached)	186,716,839.94
Loans (secured & Unsecured) :-		Nil	Loans (Secured or unsecured) : Good/doubtful Loans Scholarships Other Loans		NIL
From Trustees From Others		444,965,648.00	Advances :- To Trustees To Employees To Contractors To Lawyers To Others	(As per schedule "G" attached)	13,054,828.01
Liabilities :- For Expenses : For Advances : For Rent & Other Deposit: For Sundry credit Balances :		66,339,192.34	Income outstanding :- Rent Interest Other income	(As per schedule "H" attached)	58,534,932.00
Income & Expenditure Account :- Balance As per last Balance sheet Add: Surplus as per Income & Expenditure Account Less: Deficit as per Income & Expenditure Account		81,676,459.50	Cash & Bank Balances :- (a) In Current Account with (b) In Fixed Deposit Account (i) with the Trustee (ii) with the Manager Income & Expenditure Account :- Balance As per last Balance sheet Less: Appropriation If any Add : Surplus } as per Income & Expenditure less: Deficit } Account.	(As per schedule "I" attached)	49,097,715.27
Total		1,084,962,356.72	Total		1,084,962,356.72

The above Balance Sheet to the best of my/our belief contains a true account of the Funds and Liabilities and of the Property and Assets of the Trust.

Dated at Thane , 11th August 2015

S. V. KALE
 Chartered Accountant
 Auditors

Dated at Thane , 11th August 2015

CHAIRMAN
 VIDYA PRASARAK MANDAL, THANE



SCHEDULES FORMING PART OF THE BALANCE SHEET AS ON 31 ST MARCH 2015

SH	PARTICULARS	RS.	RS.
	<u>SCHEDULE "A" : OTHER EARMARKED FUND</u>		
a	<u>Prize Fund :</u>		
	Balance as per last Balance Sheet :	1,454,037.00	
	Add : Additions during the year :	<u>172,000.00</u>	1,626,037.00
b	<u>Value of Land Sanctioned Free of price by Govt. of Maharashtra</u>		
	Balance as per last Balance Sheet :		17,000.00
c	<u>Bhave Rashtriya Vyakhyamala Endowment :</u>		
	Balance as per last Balance Sheet :		126,000.00
d	<u>Building Renewal, Alteration and Renovation fund :</u>		
	Balance as per last Balance Sheet	37,384,041.83	
	Add : Appropriation during the year from I & E Account	<u>6,193,490.00</u>	43,577,531.83
e	<u>Building Repairs & Maintenance Fund :</u>		
	Balance as per last Balance Sheet :	12,516,633.49	
	Add : Appropriation during the year from I & E Account	<u>1,858,047.00</u>	14,374,680.49
f	<u>Reserve Fund (equivalent to 6 months Staff salary) :</u>		
	Balance as per last Balance sheet :	49,787,754.00	
	Add : Appropriation during the year from I & E Account	<u>1,790,112.00</u>	51,577,866.00
g	<u>Development Fund :</u>		
	Balance as per last Balance Sheet :		49,392,764.23
h	<u>Building Fund :</u>		
	Balance as per last Balance sheet :	251,258,198.00	
	Add : Appropriation during the year from I & E Account	<u>17,667,693.00</u>	268,925,891.00
i	<u>Disha Magazine Fund :</u>		
	Balance as per last Balance sheet :	29,525.58	
	Add : Income Received	21,500.00	
	Add : Appropriation during the year from I & E Account	200,000.00	
	Less : Magazine Publication expenses	<u>178,487.00</u>	72,538.58
j	<u>BRIMS Students Welfare Fund :</u>		
	Balance as per last Balance sheet :	1,859.00	
	Add : Income Received	<u>1,800.00</u>	3,659.00
	Total c/f		429,693,968.13



	Total b/f		429,693,968.13
k	<u>Arts & Commerce College Students Welfare Fund :</u>		
	Balance as per last Balance sheet :		1,242,741.25
l	<u>Forfeited Library Deposit Fund Account</u>		
1	<u>Arts & commerce Degree college</u>		
	Balance as per last balance sheet	926,194.00	
	Add : deposit forfeited during the year	87,800.00	1,013,994.00
2	<u>Arts & commerce Junior college</u>		
	Balance as per last balance sheet		118,580.00
3	<u>Arts & commerce - Self Financing Courses</u>		
	Balance as per last Balance sheet :	411,411.00	
	Add : deposit forfeited during the year	155,600.00	567,011.00
4	<u>Bandodkar Degree College</u>		
	Balance as per last balance sheet	838,200.00	
	Add : deposit forfeited during the year	97,600.00	935,800.00
5	<u>Bandodkar Junior College</u>		
	Balance as per last balance sheet	565,950.00	
	Add : deposit forfeited during the year	41,200.00	607,150.00
6	<u>Bandodkar College - Self Financing Courses</u>		
	Balance as per last balance sheet	82,100.00	
	Add : deposit forfeited during the year	28,800.00	110,900.00
7	<u>Law College</u>		
	Balance as per last balance sheet		1,321,397.50
8	<u>Polytechnic</u>		
	Balance as per last balance sheet	456,640.00	
	Add : deposit forfeited during the year	303,200.00	759,840.00
m	<u>Spectrum fund - Bandodkar Science Degree College</u>		
	Balance as per last Balance sheet :		183,399.00
n	<u>Corpus Fund of VPM's London Academy of Education & Research, London.</u>		35,691.00
o	<u>Reserve toward Freeship & Scholarship amount receivable from Social welfare Department, Government of Maharashtra</u>		55,290,585.00
	<u>TOTAL OF SCHEDULE "A"</u>		491,881,056.88

SCHEDULE "B" : LOANS

1	a) Loan from State Bank of India - EE Highway Banch Thane :	399,224,795.00	
	b) Loan from Religare Finvest Ltd. (Including interest charged but not paid)	<u>28,500,000.00</u>	427,724,795.00
2	<u>Advances from Banks and Members</u>		
	a) Advances from Banks against fixed deposits for Velneshwar Project	9,702,836.00	
	b) Advances from Members for Velneshwar Engineering College Project	<u>7,538,017.00</u>	17,240,853.00
	<u>TOTAL OF SCHEDULE "B"</u>		<u>444,965,648.00</u>



SCHEDULE "C" : LIABILITIES

a <u>Library, Laboratory and Caution Money deposit from students :</u>			
1	Science Degree College :	684,350.00	
2	Science Junior College :	224,500.00	
3	Science college - Self Financing Courses	575,400.00	
4	Arts and Commerce Degree College	1,073,275.00	
5	Arts and Commerce Junior College	848,460.00	
6	Arts and Commerce college - Self Financing Courses	1,738,150.00	
7	Dr. V. N. Bedekar Institute of Management Studies	658,000.00	
8	Law College	2,129,300.00	
9	Polytechnic B.T.C.	1,000.00	
10	Arts-Commerce Degree - Caution Money	34,500.00	
11	Science Self Financing Courses - Caution Money	79,400.00	
12	BVM Secondary	35,800.00	
13	Maharshi Parshuram Engineering College, Velneshwar	509,600.00	
14	Maharshi Parshuram Engineering College : Staff Caution Money	19,000.00	
15	Science Degree College - Caution Money	182,900.00	8,793,635.00
b <u>Government Scholarships and Freeships Refundable</u>			
1	Science Degree College :	463,999.00	
2	Science Junior College :	(139.00)	
3	Arts and Commerce Degreee College :	346,185.97	
4	Arts and Commerce Self Finance College	61,749.50	
5	Dr. V. N. Bedekar Institute of Management Studies	1,737,099.00	
6	Law college	973,416.25	
7	Arts and Commerce Junior College :	1,600.00	3,583,910.72
c <u>Board /University Fees Payable</u>			
1	Science Degree College : Bills payable to Asst & Servants	109,849.00	
2	Science Degree College : Fees payable	115,331.00	
3	Science Junior College : Fees payable	149,487.00	
4	Science Self Financing Courses : Bills payable to Asst & Servants	32,622.00	
5	Science Self Financing courses : Fees payable	7,640.00	
6	Dr. V. N. Bedekar Institute of Management Studies - University	3,900,000.00	
7	Ars and Commerce Self Finance College : Fees payable	11,250.00	
8	Law college	272,172.00	4,598,351.00
d <u>Student / Straff welfare Fund Account. :</u>			
1	Science Degree college	35,627.02	
2	Polytechnic Students	36,581.00	
3	Alumini fund - Polytechnic ITC	21,000.00	
4	Alumini fund - Polytechnic	454,995.00	548,203.02
Total c/f			17,524,099.74

(Handwritten Signature)

Total b/f

<u>e Other Deposits / Payable</u>			
1	Arts and Commerce Degree College : Misc deposit	547,392.60	
2	Arts and Commerce Junior College : Misc deposit	8,901.00	
3	Science Degree College : Misc deposit (net)	102,000.00	
4	Science Junior College : Misc deposit (net)	25,679.00	
5	Canteen Deposit :	1,000,000.00	
6	Advance Fee Refundable - Velneshwar Engineering collge	224,406.00	
7	Temporary advance from Public for Velneshwar Project	5,400,000.00	
8	VPM's Public deposit for Velneshwar Engineering College Project:	34,090,374.00	
9	Deposit from students towards Velneshwar Hostel	1,803,000.00	
10	Science Self Financing courses : Hope Nature Trust	39,758.00	
11	BRIMS - GDPI ARC Deposit	10,038.00	43,251,548.60
 <u>f Provisions</u>			
1	Amount payable to suppliers & contractors for school and	4,460,034.00	
2	VPM's Gratuity Payable to Staff	1,100,000.00	
3	SCI Degree : LIC Deduction	535.00	
4	Prof.Tax Payable - Law	2,975.00	5,563,544.00
 <u>TOTAL OF SCHEDULE "C"</u>			<u>66,339,192.34</u>



SCHEDULE "D" - IMMOVABLE PROPERTIES - FOR THE YEAR ENDED 31 - 03 - 2015

SR NO	IMMOVABLE PROPERTIES	OP. BAL	COST ADDITION	TOTAL	RATE %	OP. BAL	DEPRECIATION CURRENT YEAR	TOTAL	WRITTEN DOWN VALUE
1	LAND - DR. BEDEKAR VIDYA MANDIR	23,186.00	-	23,186	-	-	-	-	23,186
2	LAND - A. K. COSHI ENGLISH MEDIUM SCHOOL	135,060.00	-	135,060	-	-	-	-	135,060
3	LAND - COLLEGE	492,026.00	-	492,026	-	-	-	-	492,026
4	BUILDING - DR BEDEKAR VIDYA MANDIR (SECONDARY)	9,597,280.00	-	9,597,280	2.50	3,353,631	156,091	3,509,722	6,087,558
5	BUILDING - A. K. COSHI ENGLISH MEDIUM SCHOOL	3,183,352.00	-	3,183,352	2.50	1,365,260	45,452	1,410,712	1,772,640
6	FIRST ARTS COLLEGE BUILDING	3,280,281.00	-	3,280,281	2.50	1,363,590	47,917	1,411,507	1,868,774
7	SECOND SCIENCE COLLEGE BUILDING	1,751,618.00	-	1,751,618	2.50	994,077	18,939	1,013,016	738,602
8	THIRD COMMERCE COLLEGE BUILDING	3,258,344.00	-	3,258,344	2.50	1,476,421	44,548	1,520,969	1,737,375
9	FIFTH BUILDING - SCIENCE BUILDING NO II	2,955,147.00	-	2,955,147	2.50	1,330,021	40,628	1,370,649	1,584,498
10	FOURTH ADMINISTRATIVE IMS BUILDING	493,115.00	-	493,115	2.50	274,571	5,464	280,035	213,080
11	SIXTH BUILDING - LAW COLLEGE BUILDING	2,430,803.00	-	2,430,803	2.50	1,198,509	30,807	1,229,316	1,201,487
12	POLYTECHNIC WORKSHOP BUILDING NO	1,529,151.00	-	1,529,151	2.50	1,263,890	6,632	1,270,522	258,629
13	SEVENTH BUILDING - POLYTECHNIC BUILDING NO. I	2,423,380.00	-	2,423,380	2.50	1,117,719	32,642	1,150,361	1,273,019
14	EIGHTH BUILDING - POLYTECHNIC BUILDING NO. III	7,985,726.00	-	7,985,726	2.50	3,333,127	116,315	3,449,442	4,536,284
15	NINTH BUILDING - POLYTECHNIC TEMPORARY SHED	227,387.00	-	227,387	10.00	212,695	1,469	214,164	13,223
16	TENTH BUILDING - POLYTECHNIC BUILDING NO. IV	8,285,807.00	-	8,285,807	2.50	2,615,905	141,748	2,757,653	5,528,154
17	CANTEEN & HALL BUILDING	3,519,019.00	-	3,519,019	2.50	1,490,600	50,710	1,541,310	1,977,709
18	SCHOOL BUILDING EXTENSION (PRIMARY)	1,081,651.00	-	1,081,651	2.50	590,692	12,274	602,966	478,685
19	COLLEGE CAMPUS ROAD & PARKINGS	5,996,667.00	-	5,996,667	10.00	4,951,773	104,489	5,056,262	940,405
20	COLLEGE CAMPUS COMPOUND WALL	6,780,278.00	-	6,780,278	10.00	5,336,468	144,381	5,480,849	1,299,429
21	A. K. COSHI ENGLISH MEDIUM SCHOOL COOKING SHED	10,000.00	-	10,000	10.00	9,015	99	9,114	886
22	THREE ROOMS IN THE STILT OF ENGLISH MED SCHOOL	345,157.00	-	345,157	2.50	116,559	5,715	122,274	222,883
23	WATER PUMP	77,479.00	-	77,479	15.00	73,736	561	74,297	3,182
24	ELECTRIC SUB STATION	8,232,504.00	-	8,232,504	10.00	3,856,832	437,567	4,294,399	3,938,105
25	POLYTECHNIC ELECTRIC SUB STATION	171,641.00	-	171,641	15.00	166,835	721	167,556	4,085
26	SERVICE LINE & INSTALLATION CHARGES - ELEC. SUB	148,900.00	-	148,900	-	-	-	-	148,900
27	FOUNTAIN IN COLLEGE CAMPUS	511,396.00	-	511,396	10.00	406,104	10,529	416,633	94,763
28	LAW COLLEGE EXTENSION	3,797,441.00	-	3,797,441	2.50	1,062,219	68,381	1,130,600	2,666,841
29	SCIENCE COLLEGE EXTENSION	6,466,487.00	-	6,466,487	2.50	1,682,608	119,597	1,802,205	4,664,282
30	NEW EXTENSION BUILDING FOR BRIMS	29,737,895.00	-	29,737,895	2.50	5,257,038	612,021	5,869,059	23,868,836
31	NEW EXTENSION BUILDING FOR ARTS	4,223,976.00	-	4,223,976	2.50	754,153	86,745	840,898	3,383,080
32	NEW EXTENSION BUILDING FOR COMMERCE	12,812,816.00	-	12,812,816	2.50	2,285,218	263,190	2,548,408	10,264,408
33	NEW EXTENSION BUILDING FOR SCIENCE	11,637,770.00	-	11,637,770	2.50	2,058,493	239,482	2,297,975	9,339,795
34	Dr. V. N. BEDEKAR SCULPTURE	500,000.00	-	500,000	5.00	168,290	16,586	184,876	315,124
35	College Campus Security Cabin & Gates	3,560,792.00	-	3,560,792	10.00	1,600,741	196,005	1,796,746	1,764,046
36	Land at Velaneshwar (Guhegar)	7,071,681.00	-	7,071,681	-	-	-	-	7,071,681
37	Velaneshwar Buildings (Under construction)	589,155,251.00	41,675,089	630,830,340	-	-	-	-	630,830,340
		743,890,466.00	41,675,089	785,565,555		51,766,790	3,057,705.00	54,824,495	730,741,060

SCHEDULE "E" : INVESTMENTS :

S. V. KALE
CHARTERED ACCOUNTANT

INVESTMENT OF MANDAL

<u>a</u>	<u>Fixed Deposits for prize fund with</u>		
1	Canara bank	641,028.00	
2	North Kanara G.S.Bank	60,000.00	
		<hr/>	
		701,028.00	
<u>b</u>	<u>Invemments to fulfil a condition to run :</u>		
1	Polytechnic - Canara bank	1,100,000.00	
2	Arts and Commerce College - Bank of india :	1,648,163.00	
3	Science College - fixed Deposit with Canara Bank :	100,000.00	
4	Law College-Fixed Deposit with Canara bank :	100,000.00	
5	Dr. V.N. Bedekar Intitute of Management Studies Fixed Deposit with Canara bank :	1,400,000.00	
6	Arts and Commerce College Self Financing Courses -Canara Bank	60,338.00	
7	VPM's Maharshi Parshuram Engineering College, Velneshwar - Civil Fixed Deposit with Canara	1,950,000.00	
8	VPM's Maharshi Parshuram Engineering College, Velneshwar - DTE Fixed Deposit with Canara	4,500,000.00	
9	VPM's Maharshi Parshuram Engineering College, Velneshwar-University Fixed Deposit with Canara	500,000.00	
		<hr/>	
		11,358,501.00	
<u>c</u>	<u>Fixed deposit with TJSB Sahakari bank Ltd for Bhave Vyakhanmale</u>	123,664.00	
<u>d</u>	<u>General FD of VPM</u>		
1	Fixed Deposit with Canara : General	224,135.00	
2	Fixed Deposit with ICICI Bank : General	250.00	
3	Fixed Deposit with Thane Sahakai Bank : General	1,500,000.00	
4	Recurring A/c with SBI Thane against term loan condition	2,000,000.00	
5	Fixed Deposit with HDFC against term loan condition of Relegare	1,125,000.00	
6	4000 Shares of Rs.25 each in the Thane Bharat Sah.Bk.Ltd	100,000.00	
7	2000 Shares of Rs.50 each in the TJSB Sahakari Bank Ltd	100,000.00	
		<hr/>	
		5,049,385.00	17,232,578.00
	Total c/f		17,232,578.00




Total b/f

17,232,578.00

INVESTMENTS OF UNITS :

e <u>A. K. Joshi English medium School</u>			
1	E. M. S. Pre Primary (O.B.C.)	442,305.00	
2	E. M. S. Pre Primary (Saraswat Bank)	551,443.00	993,748.00
3	E. M. S. Primary (O.B.C.)	1,547,495.00	
4	E. M. S. Primary (Canara)	901,064.00	2,448,559.00
5	E. M. S. Secondary (O.B.C.)	1,802,840.00	
6	E. M. S. Secondary - (Canara)	1,602,906.00	
7	E. M. S. Secondary - (TJSB)	252,089.00	
8	E. M. S. Secondary - (Saraswat Bank)	160,527.00	3,818,362.00
f <u>Dr. V. N. Bedekar Institute Of Management studies</u>			
1	Fixed Deposit with Canara Bank-MSBTE courses		400,000.00
g <u>Polytechnic</u>			
1	Fixed Deposit with Canara	1,956,051.00	
2	Fixed Deposit with TBSB	478,045.00	
3	100 Shares of Rs.50 each in the TJSB Ltd.	5,000.00	2,439,096.00
h <u>Information Technology centre</u>			
1	Fixed Deposit with TJSB	6,503,827.00	
2	Fixed Deposit with TBSB	826,552.00	7,330,379.00
l <u>B.N.Bandodkar Science College - Self Finance Courses</u>			
1	Fixed Deposit with TBSB		1,550,000.00
j <u>Arts & Commerce (Degree)</u>			
1	Fixed Deposit with TJSB Sahakari Ltd		6,204,260.00
k <u>Arts & Commerce Self Financing Courses</u>			
1	Fixed Deposit with TBSB		4,400,000.00
			29,584,404.00
TOTAL OF SCHEDULE "E"			46,816,982.00



S. V. KALE

CHARTERED ACCOUNTANT

VIDYA PRASARAK MANDAL, THANE

SCHEDULE "F" - MOVABLE PROPERTIES - FOR THE YEAR ENDED 31 - 03 - 2015

SR No.	PARTICULARS	COST			DEPRECIATION			Bal as at 31.03.2015
		Op. Bal	Addition	Total	Rate %	Op. Bal	Current year	
	Movable Properties at Thane							
1	Furniture, Fixtures and Dead Stock :		4,388,755.50					
2	Library Books		3,918,804.00					
3	Science Apparatus :		3,577,458.50					
	Sub Total	86,494,683.44	11,885,018.00	98,379,701.44	10.00	15,411,106.00	8,296,860.00	23,707,966.00
4	Computers and other machinery	21,805,095.50	1,859,074.00	23,664,169.50	20.00	7,374,748.00	3,257,884.00	10,632,632.00
5	Motor Car	480,640.00	-	480,640.00	20.00	173,030.00	61,522.00	234,552.00
	Total (A)	108,780,418.94	13,744,092.00	122,524,510.94		22,958,884.00	11,616,266.00	34,575,150.00
	Movable Properties at Velneswar							
1	Machinery for construction	697,017.00	-	697,017.00	20.00	250,926.00	89,218.00	340,144.00
2	Computer and Other Machinery (MPCOE)	9,932,799.00	922,148.00	10,854,947.00	20.00	3,319,924.00	1,507,005.00	4,826,929.00
3	Machinery (Generator, Solar, Audio video system etc.)	12,268,783.00	261,900.00	12,530,683.00	20.00	4,416,762.00	1,622,784.00	6,039,546.00
4	Furniture & Fixtures (MPCOE)	28,751,815.00	14,398,985.00	43,150,800.00	10.00	4,198,057.00	3,895,274.00	8,093,331.00
5	Dead Stock (MPCOE)	5,072,902.00	2,202,895.00	7,275,797.00	10.00	912,707.00	636,309.00	1,549,016.00
6	Dead Stock (Residential & Other Utility)	640,452.00	-	640,452.00	10.00	85,103.00	55,535.00	140,638.00
7	Library Books (MPCOE)	1,974,088.00	470,235.00	2,444,323.00	10.00	341,065.00	210,326.00	551,391.00
8	Science Apparatus (MPCOE)	9,008,050.00	7,082,183.00	16,090,233.00	10.00	1,184,778.00	1,490,546.00	2,675,324.00
9	Gym Equipments	1,118,967.00	-	1,118,967.00	10.00	210,897.00	90,807.00	301,704.00
10	Networking Expenses	12,644,160.00	2,902,708.00	15,546,868.00	10.00	1,850,161.00	1,369,671.00	3,219,832.00
11	Canteen Utensil	610,287.00	-	610,287.00	10.00	115,955.00	49,433.00	165,388.00
12	Residential Furniture-(Beds,Cupboards and tables etc)	21,453,870.00	-	21,453,870.00	10.00	3,997,928.00	1,745,594.00	5,743,522.00
	Total (B)	104,173,190.00	28,241,054.00	132,414,244.00		20,894,263.00	12,762,502.00	33,646,765.00
	Grand Total	212,953,608.94	41,985,146.00	254,938,754.94	-	43,843,147.00	24,378,768.00	68,221,915.00
								186,716,839.94

SCHEDULE "G" : ADVANCES

a <u>N.S.S. & N.C.C. Account :</u>		
1	Arts & Commerce Degree college	46,431.00
2	Science Degree College - NSS	50,000.00
3	Science Degree College - YFRR	45,000.00
		141,431.00
 b <u>Bombay University Sports Deposit</u>		
1	Law College :	200.00
2	Science Degree college :	1,000.00
3	Arts & Commerce Junior college :	300.00
		1,500.00
 c <u>Advances Recoverable :</u>		
1	Arts & Commerce Degree	304,485.00
2	Arts & Commerce Junior	429,700.00
3	Arts & Commerce Self Financing	100,000.00
4	Science Degree College	40,300.00
5	Science Self Financing Courses :	4,550.00
6	TDS recoverable - AY 2015-16	321,784.00
7	TDS recoverable - Previous years	1,486,629.01
		2,687,448.01
 d <u>Advance to staff</u>		
1	Science Junior College :	162,371.00
2	Science Senior College :	200,000.00
3	Science Self Financing Courses :	349,672.00
4	Arts & Commerce Self Financing	35,000.00
5	Advance - Poly ITC	45,000.00
6	VPM staff	8,200.00
		800,243.00
 e <u>Miscellaneous deposits & advances :</u>		
1	Deposit with B.P.C. Ltd; for L.P.G.Cylinders-Sci Degree College	23,100.00
2	Deposit - Delhi Press (law college)	1,650.00
3	Gas deposit	42,000.00
4	Deposit - TMC water connection Deposit	33,600.00
5	Telephone deposit	87,601.00
6	MSEB deposit	361,930.00
7	Deposit against Energy Bill :	1,110.00
8	Advance to VSP Services (Imprest)	237,935.00
9	Refundable deposit with TMC for Developments	160,280.00
10	Deposit with AICTE for Engineerign College, Velneshwar	3,500,000.00
11	Advances for purchase of Land	4,975,000.00
		9,424,206.00
 <u>TOTAL OF SCHEUDLE "G"</u>		13,054,828.01



SCHEDULE "H" : INCOME OUTSTANDING :


A Accrued interest on Fixed Deposits

a	<u>Vidya Prasarak Mandal :</u>		
1	Thane Janata Sahakari Bank	20,535.00	
2	Canara Bank	1,702,729.00	
3	HDFC	9,871.00	
4	Thane Bharat Sahakari Bank	23,432.00	
5	Bank of India	23,467.00	1,780,034.00
b	<u>Polytechnic :</u>		
1	Canara Bank	370,080.00	
2	Thane Bharat Sahakari Bank	13,164.00	383,244.00
c	<u>English Medium School : Pre Primary</u>		
1	O.B.C.Bank	17,757.00	
2	Saraswat Bank	12,407.00	30,164.00
d	<u>English Medium School : Primary</u>		
1	Canara Bank	20,715.00	
2	Oriental Bank Of Commerce	66,112.00	86,827.00
e	<u>English Medium School : secondary</u>		
1	Canara Bank	124,296.00	
2	Thane Janata Sahakari Bank Ltd.	5,111.00	
3	Oriental Bank Of Commerce	38,178.00	
4	Saraswat Bank	3,612.00	171,197.00
f	<u>Information Technology Centre</u>		
1	TJSB Sahakari bank Ltd.		601,331.00
g	<u>Arts & Commerce - Self Financing Courses</u>		
1	Thane Bharat Sahakari Bank Ltd.		20,362.00
h	<u>Dr. V. N. Bedekar Institute Of Management studies</u>		171,188.00
	Total (A)		3,244,347.00
B)	<u>Other Income Outstanding :</u>		
	Reserve toward Freeship & Scholarship amount receivable from Social welfare Department, Government of Maharashtra		55,290,585.00
	TOTAL OF SCHEUDLE "H"		58,534,932.00



SCHEDULE "I" : CASH AND BANK BALANCES

a <u>Dr.Bedekar Vidya Mandir - Preprimary</u>			
1	Cash on hand :	363.34	
2	Canara Bank a/c 821426	23,916.00	
3	Thane Bharat Sahakari Bank Ltd.	215,897.39	240,176.73
b <u>Dr.Bedekar Vidya Mandir Primary</u>			
1	Cash on hand :	59.40	
2	TDCC 712	45,893.41	
3	TDCC 713	2,184.68	48,137.49
c <u>Dr.Bedekar Vidya Mandir Secondary</u>			
1	Cash on hand (Tuition fee)	1,120.93	
2	Cash on hand (Term fee)	163.84	
3	Thane Bharat Sahakari Bank Ltd;	13,351.77	
4	Thane Dist.Central Co.Op.Bank Ltd;	1,000.56	
5	Thane Bharat Sah.Bank Ltd. (Term fees)	78,393.42	
6	State Bank of India - Tuition Fee	1,000.00	
7	State Bank of India (SSM - 30598792614)	1,724.00	96,754.52
d <u>Sau. A.K. Joshi Eng. Med. School - KG Section</u>			
1	Cash in hand	3,297.00	
2	Thane Bharat Sahakari Bank Ltd; A/C No 26859	271,096.86	
3	Oriental Bank Of Commerce - 11242100003490	25,778.83	300,172.69
e <u>Sau. A.K. Joshi Eng. Med. School - Primary Section</u>			
1	Cash in hand	5,984.75	
2	Thane Bharat Sahakari Bank Ltd; A/C No 26860	448,346.45	
3	Oriental Bank Of Commerce - 11242100003510	26,520.00	480,851.20
f <u>Sau. A.K. Joshi Eng. Med. School - Secondary Section</u>			
1	Cash on hand	1,758.25	
2	Thane Bharat Sahakari Bank a/c 26861	1,188,687.06	
3	Consolidated fees a/c - canara bank	200,391.58	
4	Oriental Bank Of Commerce - 11242100003520	25,164.75	
5	Kotak Mahindra Bank	509.00	
6	IDBI Bank	19,535.00	1,436,045.64
<u>Joshi - Bedekar Arts and Commerce College :</u>			
g <u>Arts and Commerce Degree College :</u>			
1	Cash on hand :	231,685.30	
2	Thane Bharat Sahakari Bank Ltd.- general	264,594.65	
3	Bank of India - General	3,322,872.62	
4	Bank of India - PLA	349,180.97	
5	Bank Of Baroda	1,346,022.18	
6	Bank Of Maharashtra	13,585,945.20	19,100,300.92
	Total c/f		21,702,439.19



	Total b/f		21,702,439.19
h	<u>Arts and Commerce Junior College :</u>		
1	Cash on hand :	54,020.02	
2	Cash at the Thane Dist. Central Co.Op.Bk.Ltd,	2,258.30	
3	Bank of India	207,298.87	263,577.19
j	<u>Arts and Commerce College Self Financing Course :</u>		
1	Cash on hand :	13,722.91	
2	Thane Bharat Sahakari Bank	1,026,974.16	1,040,697.07
j	<u>Arts and Commerce College - Student welfare account</u>		23,462.55
1	Thane Bharat Sahakari Bank		
k	<u>Arts and Commerce College - Community College</u>		
1	Cash on hand :	25,020.00	
2	Thane Bharat Sahakari Bank	302,885.91	327,905.91
	<u>Bandodkar Science College :</u>		
l	<u>Science Degree college :</u>		
1	Cash on hand :	214,906.67	
2	Bank of India	3,506,842.49	
3	Bank of Maharashtra	1,430,347.40	
4	State Bank of India (Treasury) :	383,494.00	5,535,590.56
m	<u>Science Junior College :</u>		
1	Cash on Hand :	9,696.89	
2	On Current Accounts with :- TDCC	1,000.95	
3	On Savings Account with :- Bank Of India	292,030.06	302,727.90
n	<u>Science Degree college : BSCIT course</u>		
1	Cash on Hand :	346,515.00	
2	Bank Of India	1,030,580.05	
3	TJSB Sahakari Bank Ltd.	126,975.00	
4	Thane Bharat Sahakari Bank	1,461,306.81	
5	Thane Bharat Sahakari Bank (SF)	174,732.00	3,140,108.86
o	<u>Dr. V. N. Bedekar Institute of Research & Management Studies</u>		
1	Cash on hand : MMS	1,293.95	
2	Cash on hand : MSBTE Courses	3,031.00	
3	Cash on hand : Autonomous	5,936.00	
4	Canara Bank - MMS	1,628,811.53	
5	State Bank Ltd - PLA	151,650.00	
6	Central Bank Ltd - MMS	1,187,076.00	
7	ICICI Bank MMS	243,935.00	
8	Thane Bharat Sahakari Bank Ltd - Autonomous	38,177.86	3,259,911.34
	Total c/f		35,596,420.57



Total b/f		35,596,420.57
p <u>Law College :</u>		
1 Cash on hand :	5,162.91	
2 Canara Bank A/c PLA	1,669,977.34	
3 Bank of Maharashtra	5,841,363.80	
4 Central Bank of India	26,460.00	
5 State Bank of India PLA - Law	172,810.00	7,715,774.05
g <u>Polytechnic :</u>		
1 Cash on hand :	-	
2 Savings A/c with Canara Bk (General)	899,188.94	
3 Savings Account canara Bk. (Caution money & other deposit]	42,088.98	
4 Savings A/c Canara Bk. (MODROBS)	1,393.00	
5 ICICI bank	54,344.68	
6 Current Account with State Bank of India	7,180.00	
7 Thane Bharat Sahakari Bank Ltd : saving account	181,216.09	
8 Thane Bharat Sahakari Bank Ltd : ISTE	12,410.17	
9 Thane Bharat Sahakari Bank Ltd : Seminar Account	25,763.49	
10 TJSB Sahakari Bank Ltd	23,082.00	
11 Central Bank of india	528,095.00	1,774,762.35
r <u>Information Technology Centre</u>		
1 Thane Bharat Sahakari Bank Ltd.	198,829.48	
2 Bank of India	7,116.65	
3 TJSB Sahakari bank Ltd	34,154.00	
4 Canara Bank	91,497.00	331,597.13
s <u>Polytechnic Basic Training Centre :</u>		
1 Cash on hand :	2,194.65	
2 On Savings A/c with Thane Bharat Sahakari Bank Ltd.	6,833.31	9,027.96
t <u>Advanced Study Centre</u>		
1 Cash on hand	12,577.00	
2 Savings Account with Thane Sahakari Bank Ltd.	627,480.27	640,057.27
u <u>Maharshi Parshuram College of Engineering, Velneshwar</u>		
1 Union Bank Of India - CA 110	278,876.51	
2 Thane Bharat Sahakari Ltd: 42504	56,586.95	
3 Cash in hand	41,732.00	377,195.46
Total c/f		46,444,834.79



Total b/f

46,444,834.79

v Vidya Prasarak Mandal :

1	Canara Bank : A/C 2922	314,053.89	
2	Thane Sahakai Bank Ltd A/c No.80	120,629.62	
3	Thane Sahakai Bank Ltd A/c No.343	513,979.34	
4	Bank of India	133,443.00	
5	ICICI Bank	271,046.95	
6	State Bank of india A/c 6133	190,797.77	
7	State Bank of india CA A/c 30552088949	52,728.00	
8	TJSB Shakari Bank Ltd A/C 11698	38,513.67	
9	Kotak Mahindra Bank	114,915.68	
10	Union Bank of India, Palshet (Guhagar)	476,727.92	
11	SBI London (VPMs London academy of Education & Research)	40,563.00	
12	HDFC	9,887.64	
13	HDFC ESCROW	366,250.00	
14	Thane Sahakai Bank Ltd A/c No.43248 for RD	1,000.00	
15	Cash in hand	8,344.00	2,652,880.48
<u>TOTAL OF SCHEDULE "I"</u>			<u>49,097,715.27</u>


CHAIRMAN

Dated at Thane , 11th August 2015





CHARTERED ACCOUNTANT

Dated at Thane , 11th August 2015

SCHEDULE - IX
 [vide rule 17(1)]

Registration No. F - 5 Thane.

EXPENDITURE	Rs.	Rs.	INCOME	Rs.	Rs.
To Expenditure in respect of properties :-					
Rates, Taxes, Cesses	678,093.00		By Rent (realised) ..		10,008,429.00
Repairs & Maintenance (as per Sch. "J" attached)	13,928,801.00		By Interest (accrued) ..		
Salaries	2,635,787.00		On Securities ..		
Insurance			On Loans ..	NIL	
Depreciation (by way of provision of adjustments)	3,057,705.00		On Bank Account .. (as perschedule "M" attached)	8,253,863.00	8,253,863.00
			By Dividend ..		27,000.00
To Establishment Expenses ..			By Donation In Cash or Kind ..		77,712,293.00
To Remuneration to Trustees ..			By Grants .. (as per schedule "M" attached)		190,087,993.00
To Legal Expenses ..			By Income from Other sources ..		
To Audit Fees ..			(a) Fees from students.(as per schedule "M" attached)	290,958,535.82	
To Contribution & Fees ..			(b) Sundries .. (as per schedule "M" attached)	24,554,612.52	315,513,148.34
To Amount written off :			By Transfer From Reserve ..		
(a) Bad debts ..			To Deficit carried over to Balance Sheet ..		
(b) Loans Scholarships ..					
(c) Irrecoverable Rents ..					
(d) Other Items ..					
To Miscellaneous Expenses (as per schedule "K" attached)					
To Depreciation on movable properties		71,917,101.77			
To Amount Transferred to Reserve or Specific Funds ..		24,378,768.00			
		27,709,342.00			
To Expenditure on object of the Trust:					
(a) Religious ..					
(b) Educational (as per schedule "L" attached)		442,458,245.47			
(c) Medical Relief ..					
(d) Relief of poverty ..					
(e) Other Charitable objects ..					
To Surplus carried over to Balance Sheet ..		19,741,555.10			
Total		610,602,726.34	Total		610,602,726.34

S. V. KALE
CHARTERED ACCOUNTANT
 "Sadhya", Plot No. 3, 1st Fl.,
 Naupada, High way Society,
 Swami V. Kanand Marg,
 Naupada, THANE-400 602

AS PER MY REPORT OF EVEN DATE

S. V. KALE
 Chartered Accountant
 Auditors

Dated at Thane, 11th August 2015

Dated at Thane, 11th August 2015

CHAIRMAN
 VIDYA PRASARAK MANDAL, THANE

VIDYA PRASARAK MANDAL, THANE.

P.T.R. NO F - 5 THANE

SCHEDULES FORMING PART OF THE INCOME & EXPENDITURE A/C AS ON 31 ST MARCH 2015

SCHEDULE " J " - REPAIRS & MAINTENANCE ON CAMPUS AND BUILDINGS

1	Science college	790,789.00
2	Arts & commerce College	1,845,461.00
3	Polytechnic	7,672,970.00
4	Law college	639,464.00
5	IMS building	2,182,142.00
6	Marathi Medium school	343,423.00
7	English Medium school	454,552.00
	Total of schedule " J "	13,928,801.00

SCHEDULE " K " - MISCELLANEOUS EXPENSES

1	Interest on Bank Loan	61,226,173.00
2	Electricity/ Telephone / water charges	605,125.00
3	Interest on Public Deposit	1,368,197.00
4	Interest on Personal Advances	1,244,412.00
5	Miscellaneous Expenses	1,577,539.27
6	Motor Car Consumable & Maintenance	220,949.00
7	Repairs & Maintenance	112,964.00
8	Office contingencies	89,000.00
9	Auditorium maintenance	45,000.00
10	Functions Expenses	121,838.00
11	Prizes	62,374.50
12	Printing & stationery	138,468.00
13	Membership of Association	64,045.00
14	Travelling & Conveyance	169,150.00
15	Velneswar Mess Charges	4,371,867.00
16	Loan Processing Fees	500,000.00
	Total of schedule " K "	71,917,101.77


S. V. KALE

SCHEDULE " L " - EDUCATIONAL EXPENDITURE

<u>A Dr. Bedekar Vidya Mandir - Pre Primary</u>		
1	Pay & Allowances to staff	2,957,860.08
2	Rent of Premises	23,217.00
3	Electricity / Telephone / Water charges	278,711.00
4	Printing & stationery	22,305.00
5	Audit fees	7,600.00
6	Annual Social & gathering	34,421.00
7	Computers, Internet & Software Maintenance	1,987.00
8	Miscellaneous Expenses	32,758.00
		3,358,859.08
<u>B Dr. Bedekar Vidya Mandir - Primary</u>		
1	Pay & Allowances to staff	11,944,299.00
2	Rent of Premises	92,868.00
3	Electricity / Telephone / Water charges	343,725.00
4	Printing & stationery, office contingencies	11,997.00
5	Audit fees	10,400.00
6	Miscellaneous Expenses	2,379.00
		12,405,668.00
<u>C Dr. Bedekar Vidya Mandir - Secondary</u>		
1	Pay & Allowances to staff	27,516,943.00
2	Rent of Premises	700,020.00
3	Electricity / Telephone / Water charges	252,058.00
4	Printing & stationery	307,127.00
5	Examination expenses	304,121.00
6	Laboratory Recurring Expenses	37,658.00
7	Audit fees	12,500.00
8	Annual Social & Gathering Expenses	242,036.00
9	Office & Administration Expenses	102,538.00
10	Computers, Internet & Software Maintenance	36,205.00
11	Miscellaneous Expenses	121,333.11
		29,632,539.11
<u>D Sau A.K. Joshi English Medium School - Pre Primary</u>		
1	Pay & Allowances to staff	3,375,721.00
2	Rent of Premises	42,305.00
3	Electricity / Telephone / Water charges	401,614.00
4	Printing & stationery	29,686.00
5	Extra Curricular activities	17,949.00
6	Audit fees	9,200.00
7	Annual Social & Gathering Expenses	62,206.00
8	Computers, Internet & Software Maintenance	31,831.00
9	Miscellaneous Expenses	92,499.44
		4,063,011.44
	Total c/f	49,460,077.63



	Total b/f	49,460,077.63	
E	<u>Sau A.K. Joshi English Medium School - Primary</u>		
1	Pay & Allowances to staff	6,766,716.00	
2	Building Rent Paid	87,100.00	
3	Electricity / Telephone / Water charges	412,013.00	
4	Printing & stationery, Xerox	137,203.00	
5	Annual Social Function & Gathering	63,729.00	
6	Extra Curricular activities	61,986.00	
7	Computers, Internet & Software Maintenance	122,869.00	
8	Office & Administration Expenses	22,375.00	
9	Audit fees	10,400.00	
10	Miscellaneous Expenses	122,929.46	7,807,320.46
F	<u>Sau A.K. Joshi English Medium School - Secondary</u>		
1	Pay & Allowances to staff	17,964,163.00	
2	Rent of Premises	119,451.00	
3	Electricity / Telephone / Water charges	353,268.00	
4	Printing & stationery	248,072.00	
5	Annual Social Function & Gathering	1,200.00	
6	Audit fees	16,500.00	
7	Examination expenses	112,558.00	
8	Computers, Internet & Software Maintenance	96,387.00	
9	Office & Administration Expenses	35,826.50	
10	Laboratory Recurring Expenses	4,022.00	
11	Extra Curricular activities	85,826.00	
12	Library Expenses	7,079.00	
13	Miscellaneous Expenses	253,171.91	19,297,524.41
G	<u>B. N. Bandodkar Science Junior College :</u>		
1	Pay & Allowances to staff	19,112,132.00	
2	Rent of Premises	285,196.00	
3	Electricity / Telephone / Water charges	492,572.00	
4	Laboratory Material & Consumable	277,374.00	
5	Seminar Expenses	29,079.00	
6	Printing & stationery including Lab Journals	442,292.00	
7	Audit fees	17,100.00	
8	Computers, Internet & Software Maintenance	204,998.00	
9	Office & Administration Expenses	14,223.00	
10	Miscellaneous Expenses	118,683.00	20,993,649.00
	Total c/f		97,558,571.50



Total b/f

97,558,571.50

H B. N. Bandodkar Science Degree College :

1	Pay & Allowances to staff	71,701,753.00	
2	Rent of Premises	269,997.00	
3	Electricity / Telephone / Water charges	770,029.00	
4	Laboratory Recurring Expenses	1,677,166.00	
5	Examintion expenses	2,825.00	
6	Audit fees	30,000.00	
7	Office & Administration Expenses	243,482.00	
8	Gymkhana, Annual Social & Ex.Curricular expenses	867,860.00	
9	Printing & stationery	946,716.00	
10	Computers, Internet & Software Maintenance	202,327.00	
11	Library Expenses	111,372.00	
12	Seminar Expenses	185,459.00	
13	Affiliation fee	137,596.00	
14	Repairs & Maintenance	394,378.00	
15	ResearchExpenditure	493,212.00	
16	Miscellaneous Expenses	386,566.00	78,420,738.00

I B. N. Bandodkar Science College Unaided Division

1	Pay & Allowances to staff	10,947,811.00	
2	Rent of Premises	261,059.00	
3	Electricity / Telephone / Water charges	981,263.00	
4	Laboratory Recurring Expenses	812,099.00	
5	Audit fees	17,100.00	
6	Office & Administration Expenses	55,105.00	
7	Printing & stationery	159,573.00	
8	Computers, Internet & Software Maintenance	307,915.00	
9	Library Expenses	143,029.00	
10	Seminar Expenses	112,322.00	
11	Affiliation fee	350,000.00	
12	Miscellaneous Expenses	454,981.42	14,602,257.42

J Joshi Bedekar Arts & Commerce Junior college

1	Pay & Allowances to staff	15,749,527.00	
2	Rent of Premises	154,462.00	
3	Electricity / Telephone / Water charges	638,041.00	
4	Gymkhana, Annual Social & Ex.Curricular expenses	60,946.00	
5	Examination Expenses	71,536.70	
6	Printing & stationery	57,860.00	
7	Affiliation fee	4,350.00	
8	Audit fees	22,600.00	
9	Computers, Internet & Software Maintenance	127,516.00	
10	Office & Administration Expenses	29,261.00	
11	Miscellaneous Expenses	26,069.00	16,942,168.70

Total c/f

207,523,735.62



Total b/f

207,523,735.62

K Joshi Bedekar Arts & Commerce Degree College

1	Pay & Allowances to staff	49,424,645.00	
2	Rent of Premises	105,447.00	
3	Electricity / Telephone / Water charges	501,807.00	
4	Advertisement	105,396.00	
5	Examintion expenses	1,815,940.00	
6	Gymkhana, Annual Social Function & Gathering	1,414,049.00	
7	Seminar Expenses	267,790.00	
8	Audit fees	30,000.00	
9	Printing & stationery	559,438.50	
10	Library Expenses	100,050.00	
11	Office & Administration Expenses	142,047.00	
12	Computers, Internet & Software Maintenance	317,323.00	
13	Affiliation fee	8,000.00	
14	ResearchExpenditure	484,413.00	
15	Miscellaneous Expenses	461,660.18	55,738,005.68

L Joshi Bedekar Arts & Commerce College Unaided Division

1	Pay & Allowances to staff	26,445,057.00	
2	Rent of Premises	201,647.00	
3	Electricity / Telephone / Water charges	1,768,675.00	
4	Examination Expenses	1,337,306.00	
5	Gymkhana, Annual Social & Ex.Curricular expenses	1,606,605.00	
6	Seminar Expenses	86,821.00	
7	Printing & stationery	512,937.50	
8	Library Expenses	119,639.50	
9	Advertisement	133,418.00	
10	Audit fees	24,200.00	
11	Accreditation & Affiliation	297,500.00	
12	Computers, Internet & Software Maintenance	348,727.00	
13	Office & Administration Expenses	37,241.00	
14	University of College Share	1,172,010.00	
15	Miscellaneous Expenses	596,007.44	34,687,791.44

M Joshi Bedekar Arts & Commerce College : Community College

1	Pay & Allowances to staff	226,300.00	
2	Examination Expenses	11,598.00	
3	Seminar Expenses	26,535.00	
4	Printing & stationery	1,113.00	
5	Accreditation & Affiliation	20,000.00	
6	Computers, Internet & Software Maintenance	22,472.00	
7	Office & Administration Expenses	2,415.00	
8	Miscellaneous Expenses	12,803.09	323,236.09

Total c/f

298,272,768.83



Total b/f

298,272,768.83

N Dr. V. N. Bedekar Institute of Management Studies

1	Pay & Allowances to staff	22,538,987.00	
2	Rent of Premises	2,197,500.00	
3	Electricity / Telephone / Charges	2,400,408.00	
4	Printing & stationery	499,577.00	
5	Gymkhana & Extra Curricular activities.	434,418.00	
6	Audit fees	52,950.00	
7	Examination expenses	24,860.00	
8	Advertisement	448,186.00	
9	Seminar Expenses	616,485.00	
10	Computers, Internet & Software Maintenance, Data Bases	1,311,825.00	
11	Office & Administration Expenses	214,741.00	
12	Library Expenses	415,623.00	
13	Repairs & Maintenance	392,091.33	
14	Accreditation & Affiliation	379,075.20	
15	Miscellaneous Expenses	376,198.77	32,302,925.30

O TMC Law college

1	Pay & Allowances to staff	5,689,320.00	
2	Rent of premises	444,480.00	
3	Electricity / Telephone / Water charges	590,059.00	
4	Printing & stationery	91,900.00	
5	Gymkhana & Extra Curricular activities.	388,545.55	
6	Advertisement	170,733.00	
7	Audit Fees	27,500.00	
8	Affiliation fee	30,000.00	
9	Computers, Internet & Software Maintenance	86,914.00	
10	Library Expenses	495,247.50	
11	Office & Administration Expenses	155,946.00	
12	Seminar Expenses	53,862.00	
13	Miscellaneous Expenses	139,033.00	8,363,540.05

P Polytechnic

1	Pay & Allowances to staff	48,891,989.00	
2	Rent of premises	1,483,680.00	
3	Electricity / Telephone / Water charges	2,115,455.00	
4	Printing & stationery	1,480,338.00	
5	Office & Administration Expenses	470,652.00	
6	Advertisement	140,740.00	
7	Examination expenses	3,267,332.00	
8	Computers, Internet & Software Maintenance	1,064,572.00	
9	Seminar Expenses	672,062.00	
10	Departments Recurring exps.	382,815.00	
11	Library Expenses	91,074.50	
12	Accreditation & Affiliation Fees	205,022.00	

Total c/f

60,265,731.50 338,939,234.18

(Handwritten signature)

S. V. KALE
CHARTERED ACCOUNTANT

Total b/f	60,265,731.50	338,939,234.18
13 Audit Fees	43,000.00	
14 Gykhana, Annual Social Expenses	79,698.00	
15 Miscellaneous Expenses	835,823.55	61,224,253.05
<u>Q Advanced Study Centre</u>		
1 Pay & Allowances to staff	378,355.00	
2 Electricity / Telephone / Water charges	6,862.00	
3 Printing & stationery	7,682.00	
4 Office & Administration Expenses	1,222.00	
5 Audit fees	8,100.00	
6 Advertisement	53,737.00	
7 Examintion expenses	11,280.00	
8 Computers, Internet & Software Maintenance	10,230.00	
9 Labaratory Recurring Expenses	1,400.00	
10 Miscellaneous Expenses	33,884.42	512,752.42
<u>R VPM's Polytechnic Information Technology Centre</u>		
1 Pay & Allowances to staff	2,137,122.00	
2 Electricity / Telephone / Water charges	26,247.00	
3 Affiliation & Accreditation fee	22,500.00	
4 Printing & stationery	246,074.00	
5 Office & Administration Expenses	57,218.00	
6 Audit fees	14,600.00	
7 Advertisement	99,293.00	
8 Computers, Internet & Software Maintenance	193,280.00	
9 Seminar Expenses	148,249.00	
10 Miscellaneous Expenses	211,863.85	3,156,446.85
<u>S VPM's Maharshi Parshuram College of Engineering, Velneshwar</u>		
1 Pay & Allowances to staff	24,271,879.00	
2 Rent of premises	3,060,000.00	
3 Electricity / Telephone / Water charges	2,227,619.00	
4 Printing & stationery	332,750.00	
5 Office & Administration Expenses	414,174.00	
6 Advertisement	736,696.00	
7 Examintion expenses	739,137.50	
8 Computers, Internet & Software and Maintenance	1,738,546.00	
9 Departments Recurring exps.	298,829.00	
10 Library Expenses	395,601.00	
11 Accreditation & Affiliation Fees	1,010,000.00	
12 Gykhana, Annual Social Expenses	130,747.00	
13 Miscellaneous Expenses	534,853.71	35,890,832.21
Total c/f		439,723,518.71



S. V. KALE
CHARTERED ACCOUNTANT

439,723,518.71

Total b/f

T Vidya Prasarak Mandal, Thane

1	Gratuity Contribution paid to LIC of India	2,140,582.00	
2	Educational trip to China of Sau. AK Joshi Students	82,752.00	
3	Institute for Oriental Study, Thane expenses	233,615.00	
4	VPM's Department of Defence & Startegic Studies	165,000.00	
5	Other Miscellneous Expenses	112,777.76	2,734,726.76

TOTAL OF SCHEDULE "L"

442,458,245.47



CHAIRMAN

Dated at Thane , 11th August 2015



CHARTERED ACCOUNTANT

Dated at Thane , 11th August 2015



SCHEDULE " M " - INCOMES FOR THE YEAR 2014 - 15

Sr.	Particulars	Interest Received	Grants from Governments	Fees from Students	Sundries Received
1	Dr.Bedekar Vidya Mandir Preprimary	84,528.00	-	2,908,200.00	5,575.00
2	Dr.Bedekar Vidya Mandir Primary	-	12,154,622.00	-	-
3	Dr.Bedekar Vidya Secondary	1,939.00	27,575,105.00	1,879.00	3,215.00
4	Sou. A.K.Joshi Eng. Medium Pre Primary	120,831.00	-	4,222,800.00	8,959.82
5	Sou. A.K.Joshi Eng. Medium Primary	286,152.00	-	11,503,400.00	29,055.00
6	Sou. A.K.Joshi Eng. Medium Secondary	392,829.00	-	18,806,060.82	65,494.50
7	Bandodkar Science College Degree	246,051.00	68,611,879.00	5,730,312.00	658,091.00
8	Bandodkar Science College Junior	13,783.00	18,894,698.00	3,248,917.00	220,711.00
9	Bandodkar Science College Unaided	796,148.00	-	27,959,294.00	657,947.00
10	Advance study centre	22,833.00	-	871,700.00	19,876.00
11	Joshi Bedekar Degree college	585,211.00	49,950,402.00	11,559,288.50	592,317.00
12	Joshi Bedekar Junior college	52,030.00	15,782,732.00	1,090,114.50	259,897.50
13	Joshi Bedekar Unaided College	928,006.00	-	44,832,985.00	363,086.50
14	Joshi Bedekar Community College	12,527.00	-	637,815.00	800.00
15	Dr.V.N.Bedekar Institute of Mgt Stu.	732,388.00	-	41,522,028.00	1,003,165.00
16	Law college	88,946.00	6,118,555.00	3,694,160.00	2,101,353.00
17	Polytechnic	1,428,755.00	-	61,916,927.00	4,535,816.28
18	Polytechnic IT Centre	1,025,672.00	-	4,933,595.00	158,761.00
19	VPM's MPCOE	143,100.00	-	27,202,958.00	162,261.00
20	Vidya Prasarak Mandal	1,292,134.00	-	18,316,102.00	13,708,230.92
		8,253,863.00	199,087,993.00	290,958,535.82	24,554,612.52


CHAIRMAN

Dated at Thane , 11th August 2015


CHARTERED ACCOUNTANT

Dated at Thane , 11th August 2015

